

redeaia

El valor de lo esencial



# 2024 First Half Results

31 July 2024

1. Highlights.
2. 2024 First Half Results.
3. Outlook for 2024.
4. Progress on Strategic Plan 2021-2025.
5. Questions and Answers.



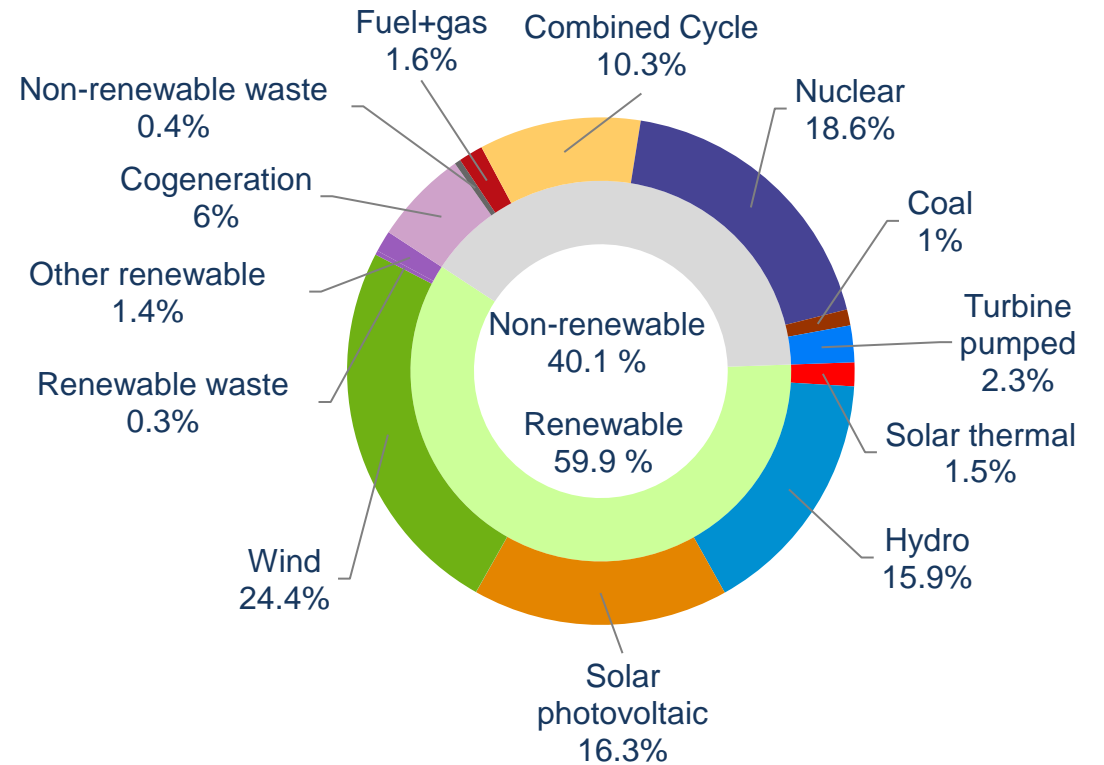
1.

## Highlights

# Unprecedented opportunity as a leader in deployment and integration of renewable energy

- **60 % of generation** in Spain comes from **renewable energies**, and 78.4 % of installed capacity comes from emission-free sources, thanks to the increase in electricity from hydro and photovoltaic.
- **Wind energy** continues to be the most important renewable technology in the national generation mix (24.4 % of the total), with wind and **solar PV** (16.3 % of the mix) registering record highs.
- **Electricity demand** in Spain grew by 0.7 % to 120.8 TWh in the first half, and by 1.4 % corrected for temperature and labour effects.
- The **average electricity price** on the spot market stood at € 39.12 MWh in the first half of 2024, 55 % below the average price recorded in 2023.

Coverage of electricity demand from January to June 2024



# Updated PNIEC 2023-2030 with new and more ambitious targets...

Final document to be published soon

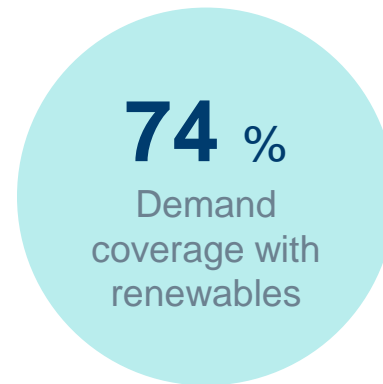
## 160 GW

Renewable installed capacity

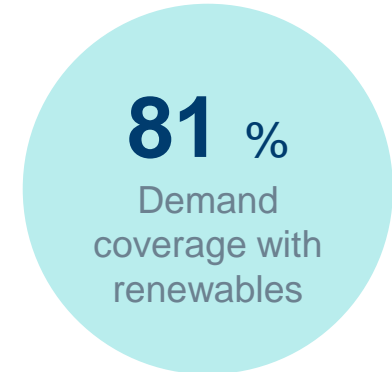
- **62 GW** of **wind** capacity vs 50 GW previously.
- **76 GW** of **solar** installed capacity vs 46 GW previously.
- **22 GW** of **storage** vs previous 16.5 GW.

The **transmission network** will play an essential role in the energy transition to integrate renewables, reduce emissions and decrease energy dependence.

Previous target



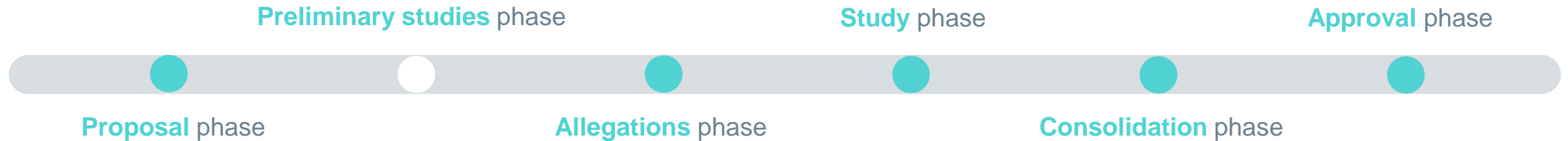
New **2030** target



\* PNIEC: National Energy and Climate Plan. Data from the draft PNIEC published in June 2023.

## ... new Planning 2025-2030 to achieve the PNIEC objectives...

- In January, the Ministry initiated the processing of a **new Electricity Planning** that defines the electricity system in the medium and long term, in terms of generation, demand and electricity transmission grid.
- **Red Eléctrica, in its role as the sole transmission agent of the Spanish electricity system**, will execute the projects for the construction of new infrastructures or adaptation of existing ones, once authorised.
- The process is structured in 6 phases. We are currently in the **preliminary studies phase** (from 1 April 2024 to 1 October 2024): Red Eléctrica carries out the technical studies and prepares the initial development proposal that will send to the Ministry of Ecological Transition and Demographic Challenge.
- The first draft is expected in October this year and **final approval** in **2025**.



Red Eléctrica responds and will reach the largest investment in its history in 2024

- Progress in the development of international **interconnections**, new inter-island **links** and **energy storage**.
- **100 % of TSO investments** are eligible according to the **European Taxonomy**.

#### Modification of Specific Aspects of Planning 2021-2026

- Approved in April with an **additional investment** of **€489 M**.
- Increase in the **total amount of investment** to **€7,453 M**.
- It includes **73 actions** to meet new high power, storage and renewable generation demands, as well as operational needs.
- Recovery, Transformation and Resilience Plan (**REPowerEU funds**) includes **€931 M** to finance actions included in the Planning.

**Increase in TSO investments** up to € 421 M

**+19 %**  
vs  
1H 2023

# Incorporating improvements in the new remuneration model

... is crucial to obtaining a reasonable return on our investments

## Regulatory developments 1H 2024

- **CNMC calendar approval**, which includes the modification of Circular 2/2019 to make adjustments to the **methodology for calculating the financial remuneration rate**, to adapt it to the energy transition challenges and to enable efficient investment in networks. Hearing process scheduled for December 2024.
- **Public consultation on the financial remuneration rate** for electricity transmission and natural gas regasification for the regulatory period 2026-2031.
- **Public consultation** for the revision of the **methodology for calculating the remuneration of electricity transmission activity** in the period 2026-2031.
- **Public consultation** on the **modification of the network investment limit**.
- Preliminary Draft Law on the **CNE re-establishment**.





# Relevant upcoming milestones for the TSO in the second half of 2024

Estimated dates



# Consolidation of our diversification businesses

... that support the Group's growth

## Redinter


- Consolidating our platform in Latin America to continue driving sustainable development.

## Reintel

- More fibre optic network to achieve universal connectivity.

## Hispasat

- Boosting digital transformation through satellite connectivity.
- Commercial roll-out of the Único Rural programme, which reduces the digital divide in Spain.



2.

## 2024 First Half Results

## Results in line with expectations...

Payment of the final dividend of € 0.7273 per share on 1 July, achieving € 1 per share.

€ **948** M  
Revenues\*  
€ 1,064 M in 1H23

€ **681** M  
EBITDA  
€ 789 M in 1H23

€ **269** M  
Net Profit  
€ 354 M in 1H23

€ **457** M  
Investments  
€ 414 M in 1H23

€ **5,111** M  
Net Debt  
€ 4,975 M in Dec.2023

€ **693** M  
FFO  
€ 632 M in 1H23

\* Including turnover and share in profits of companies valued by the equity method (TEN, Argo and Hisdesat).

# ... impacted by the end of the regulatory useful life of pre-98 assets...

Showing growth on a like-for-like basis

P&L (€M)	1H24	1H23	Δ€M	Δ%
Revenues*	948.3	1,063.9	-115.6	-10.9
Other income and OWC**	76.2	55.2	+21.0	+38.1
Operational expenses	-343.3	-329.8	-13.5	+4.1
Net Opex	-267.1	-274.6	+7.5	-2.7
<b>Gross operating profit (EBITDA)</b>	<b>681.3</b>	<b>789.3</b>	<b>-108.0</b>	<b>-13.7</b>
Depreciation and amortization	-267.6	-261.7	-5.9	+2.3
<b>Net operating profit (EBIT)</b>	<b>413.7</b>	<b>527.6</b>	<b>-113.9</b>	<b>-21.6</b>
Financial results	-44.0	-39.5	-4.5	+11.3
<b>Profit before tax</b>	<b>369.6</b>	<b>488.1</b>	<b>-118.5</b>	<b>-24.3</b>
Corporate tax	-84.9	-120.2	+35.3	-29.4
Minority interests	-15.4	-13.6	-1.8	+13.7
<b>Net Profit</b>	<b>269.3</b>	<b>354.3</b>	<b>-85.0</b>	<b>-24.0</b>

\* Including turnover and share in profits of companies valued by the equity method (TEN, Argo and Hisdesat).

\*\* Owned work capitalised.

## Excluding pre-98 effect in both years

€ **925** M

Revenues

€ 910 M in 1H23

**+1.6 %**

€ **658** M

EBITDA

€ 636 M in 1H23

**+3.5 %**

€ **252** M

Net Profit

€ 239 M in 1H23

**+5.2 %**

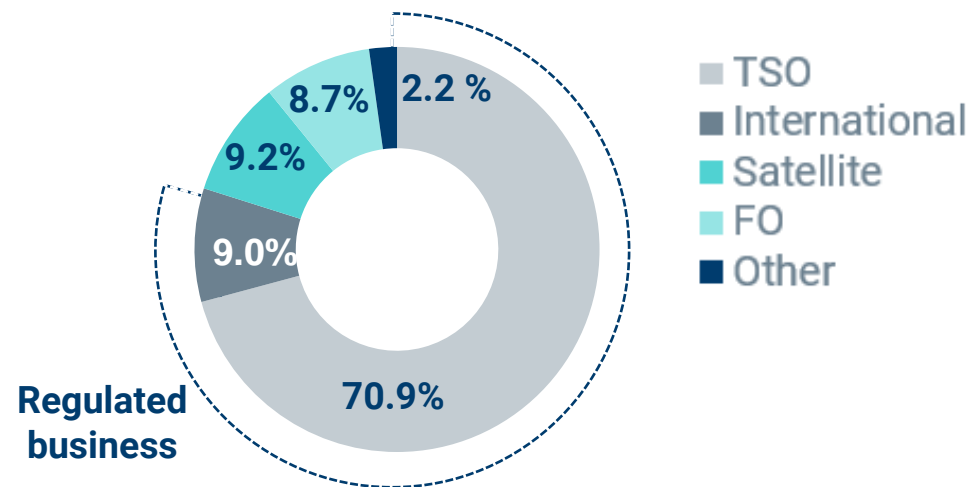
Note: Figures excluding in 2023 the financial remuneration associated with pre-98 assets (€154M gross and €115M net), and in 2024 the revenues associated with the life extension incentive (REUV) (€24M gross and €17M net). Estimated impacts as of June 2024.

# ... with a positive performance in the rest of the businesses

Highlighting the contribution to EBITDA from international activity

EBITDA (€M)	1H24	1H23	Δ€M	Δ%
TSO	483.1	605.8	-122.7	-20.3
International	61.6	54.9	+6.7	+12.2
Satellite	62.9	60.8	+2.1	+3.5
Fibre Optic	58.9	55.8	+3.1	+5.7
Other and consolidation adjustments	14.7	12.1	+2.6	+21.6
<b>Total</b>	<b>681.3</b>	<b>789.3</b>	<b>-108.0</b>	<b>-13.7</b>

1H24 EBITDA breakdown



Regulated business

Regulated business accounts for 80 % of EBITDA in 1H 2024

# Revenues fell 10.9 % due to the impact of pre-98 assets, with a positive contribution from the rest of the businesses

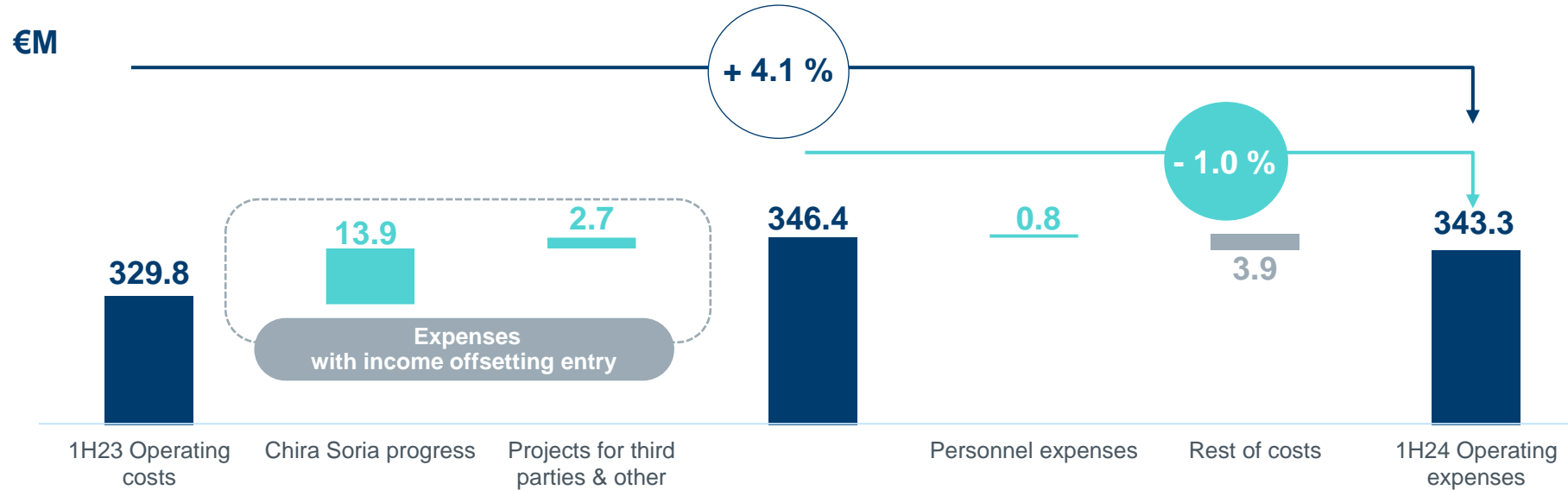
Excluding pre-98 effect, revenues grow by 1.6 %



- **Regulated business Spain (-15.1 %)**: lower transmission revenues due to the end of the regulatory useful life of pre-98 assets. Excluding this effect, revenues grew by 1.1 %.
- **International (+5.1 %)**: due to better performance mainly from Brazil.
- **Satellite business (+4.4 %)**: thanks to the contribution of Amazonas Nexus.
- **Fibre optic business (+1.4 %)**: positive evolution due to inflation-linked contracts.

Note: including turnover and share in profits of companies accounted for using the equity method (TEN, Argo and Hisdesat).

# Containment of operating costs



- Higher **expenses with offsetting in other operating income**, such as Chira Soria due to higher work progress and costs of projects for third parties.
- **Personnel expenses** increase due to a higher average headcount, partially offset by the non-recurring effect of the new collective agreements recorded in 1H 2023.
- Reduction in **the rest of supplies and other operating expenses** due to lower asset maintenance at the TSO (-€6M), as a result of the completion of an extraordinary plan in 2023, partly offset by higher expenses on European projects for the System Operator.



# EBITDA decreases impacted by the TSO

Excluding pre-98 effect, EBITDA grows by 3.5%

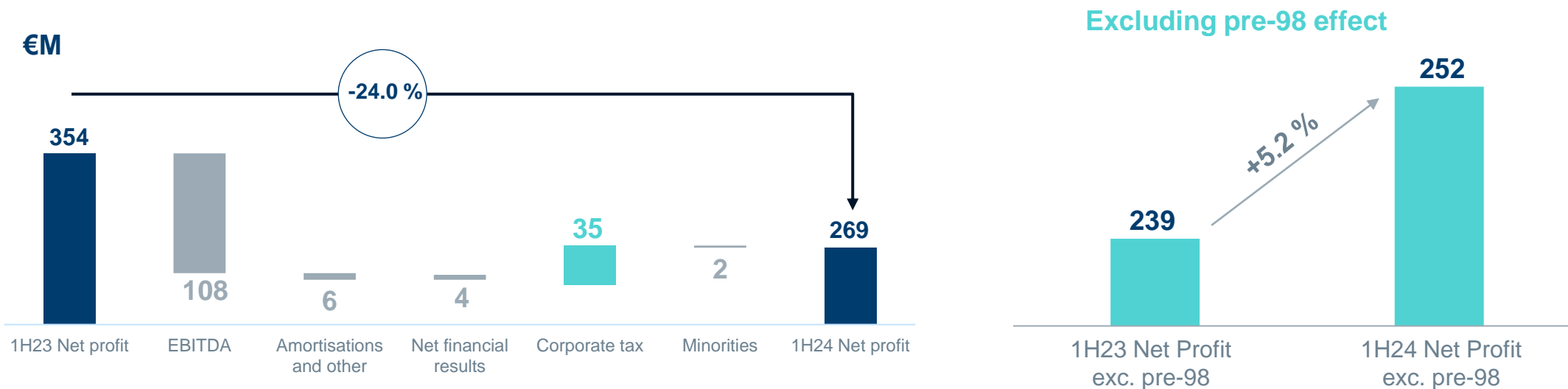
€M



- Lower contribution from **TSO** due to the impact of pre-98 assets, without this effect it grows by € 7M (+1.6%).
- **International business** increased due to the good performance of Peru and Argo (Brazil).
- Growth in the **satellite business** thanks to the contribution from Amazonas Nexus and revenues from the entry of the Unico programme, partially offset by higher operating expenses.
- **Fibre optic business** grew reflecting the impact of inflation on contracts and operating cost containment.

# Net Profit performance in line with expectations

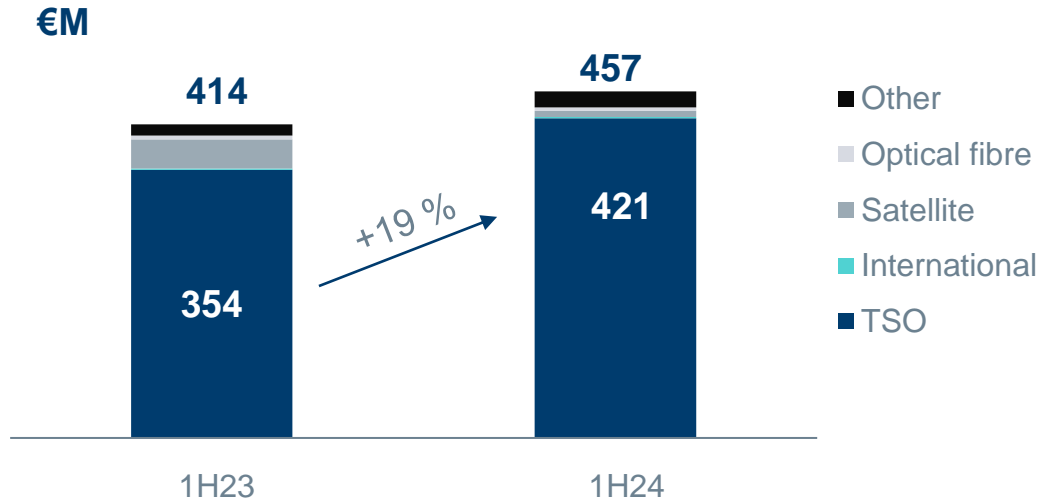
Excluding pre-98 effect increases by 5.2 %



- Higher **amortisations and other**, mainly in the satellite business due to Amazonas Nexus, partially offset by higher subsidies associated with the Unico programme.
- **Financial results** worsened due to higher cost (2.22% vs. 2.11% in 1H23) and higher average gross debt, partly offset by the management of existing liquidity, which led to an increase in financial revenues.
- **Corporate income tax** decreases due to a lower pre-tax result.
- Slight increase in **minority interests**.

# TSO investments increase by 19 %

More interconnections and storage to advance the energy transition



## Progress of strategic TSO projects

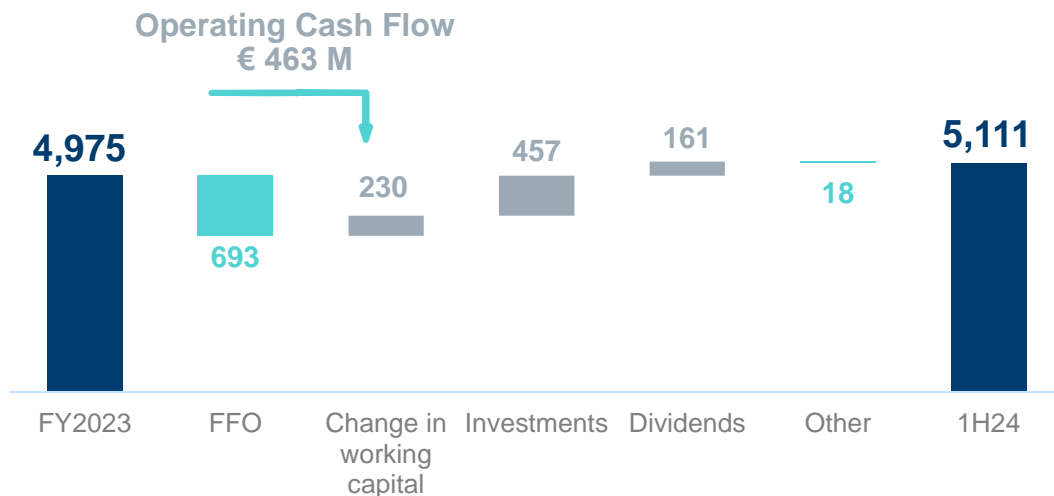
- Progress in **interconnection with France** (€75M 1H24).
- Administrative Authorisation enabling civil works on the **Peninsula-Ceuta Interconnection**.
- **Galicia-Portugal interconnection**. Commissioning of the Beariz substation and the Beariz input-output line.
- Commissioning of the **Güeñes-Itxaso line**, 147 km of circuit.
- **Chira-Soria pumping station**, civil works continue on the hydraulic pipeline (€39.7M 1H24).

More than 92 % of Group investments are eligible under the European Taxonomy

# Focus on balance sheet strength

Net Debt increases by 2.7%

€M



**3.9 x**  
ND/EBITDA

**20.3 %**  
FFO/ND

**'A-'**  
Stable outlook  
Fitch and S&P

- **FFO** increased by 9.6% due to the collection of the 2022 income tax refund (€193M), mainly related to the capital gain on the sale of Reintel.
- The **change in working capital** represents a cash outflow of €230M, with a €122M repayment of excess tariffs collected in previous years.

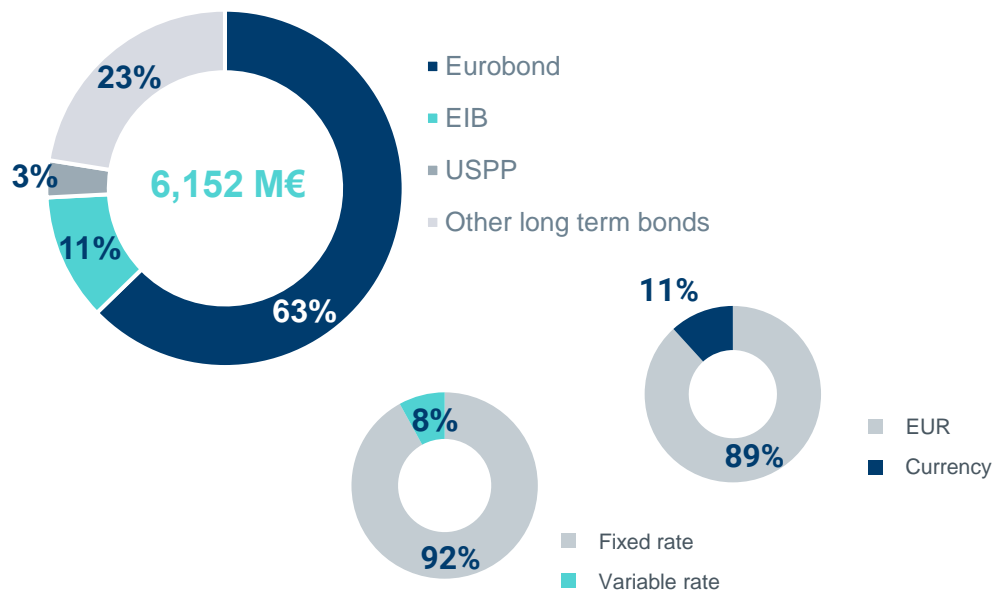
Note: the ratios have been calculated taking into account EBITDA and FFO for the last 12 months.

The ratios do not include the *Rating Agencies'* methodology adjustments, among others, the hybrid bond.

# Sound financial structure and comfortable liquidity position

Strengthening our sustainable financing with a new green bond issuance, reaching 66 % of ESG-linked financing

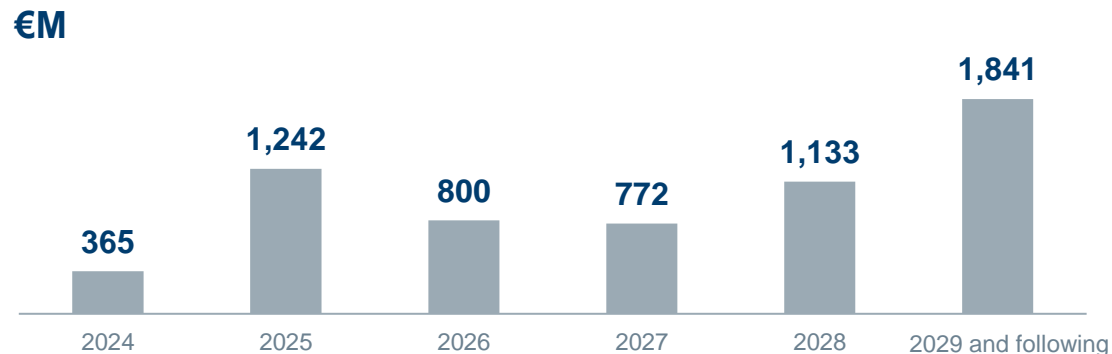
## Gross debt structure



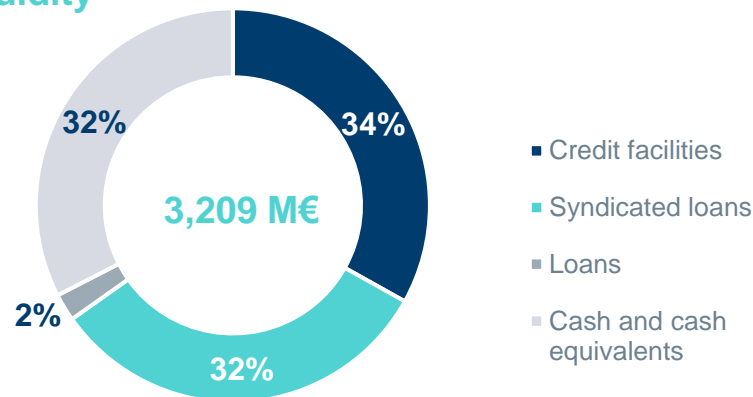
**2.22 %**  
Cost of debt  
2.11 % in 1H23

**4.6 years**  
Average life  
4.7 years in 1H23

## Maturities



## Liquidity



3.

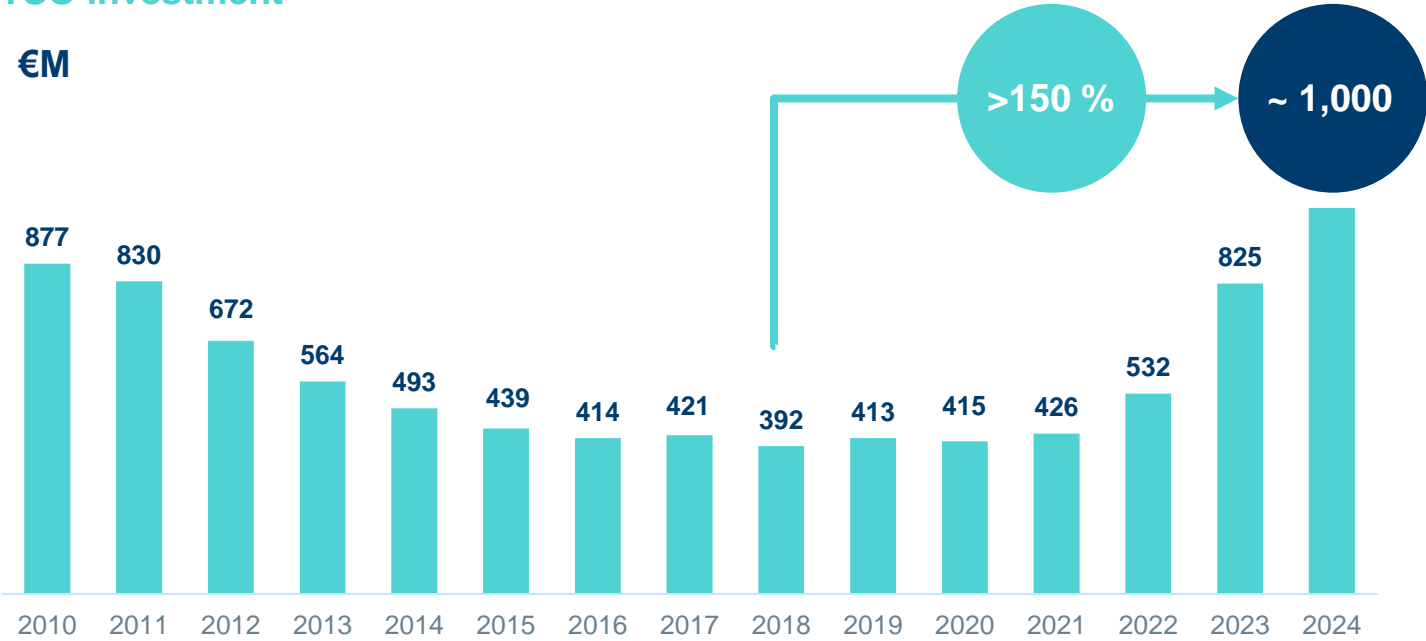
## Outlook for 2024

# 2024: base year for future growth

Significant TSO investment acceleration by assuming its responsibility as the backbone of the energy transition

## TSO investment

€M

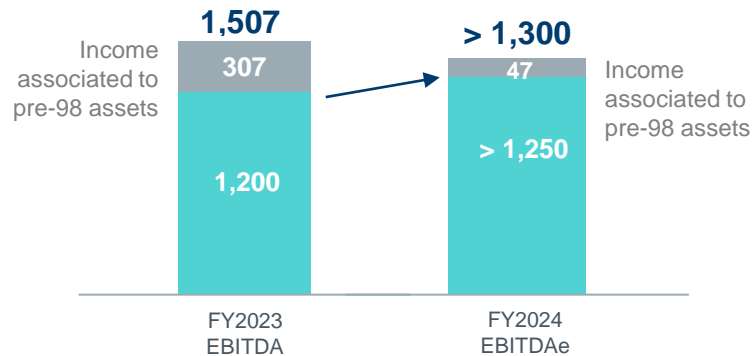


**> € 1,000 M/year estimated gross investment in the coming years**

## 2024 Estimated results

EBITDA	> € 1,300 M
Net Profit	~ € 500 M
Net Debt <sup>1</sup>	~ € 5,700 M

## 2024 EBITDA growth on a like-for-like basis



## TSO

- Termination of remuneration for pre-98 assets due to the end of their regulatory useful life (- € 307 M) and start of REVU<sup>2</sup> recognition for these facilities (+ € 47 M).

## International

- Consolidation of the platform after completion of ongoing projects.

## Satellite

- Full year contribution of Amazon Nexus and the Unico Programme at revenue level.

## Fibre Optic

- Good performance, with revenues contractually protected from inflation.


1) Not including hybrid debt, in accordance with IFRS criteria.

2) REVU: Remuneration for extension of useful life.



4.

## **Progress on Strategic Plan 2021-2025**

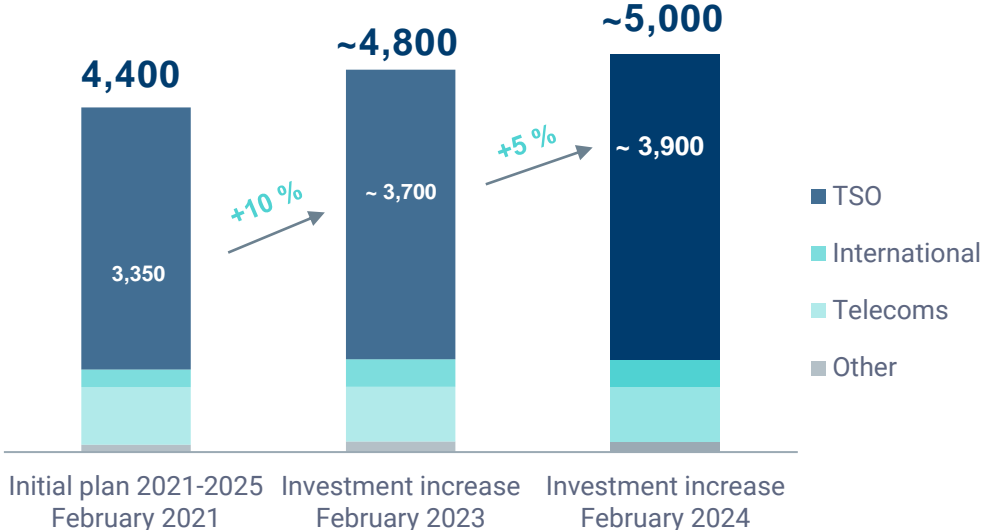


# TSO investments of €3.9 Bn following the modification of the current National Transmission Plan

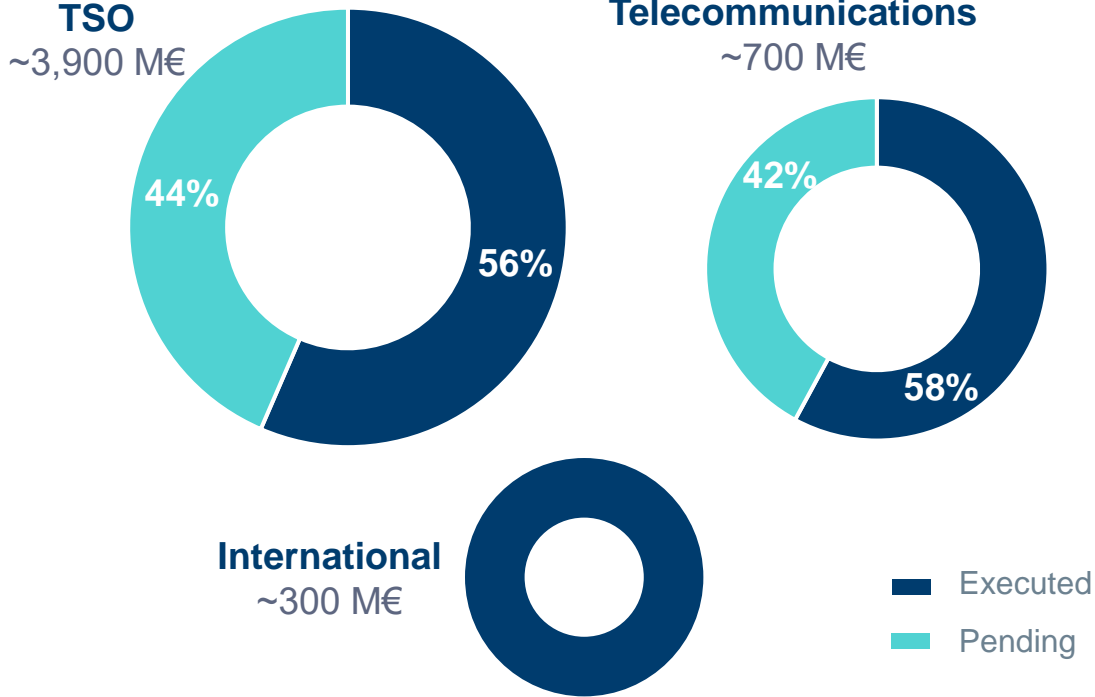
Redeia's total investment of €5 Bn in the period 2021-2025

## Investments 2021-2025

€M



## Progress 2021-1H24



# Confirming our financial targets 2021-2025

Sound financial structure and attractive shareholder remuneration

## Financial Efficiency 2025



MARGIN

**EBITDA**

**>70 %**



RATIO

**FFO/Net Debt**

**>15 %**



RATIO

**Net Debt/EBITDA**


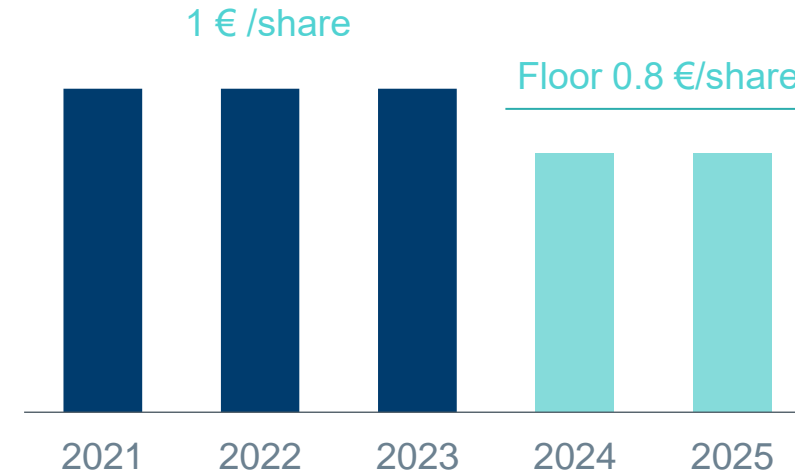
**<5 x**



MAINTAINING A SOLID

**Credit rating**

## Sustainable dividend policy



redeaia  
Valuing the essentials

---

red eléctrica

reintel

hispasat

redinter

elewit

This document has been prepared by Redeia Corporación, S.A. (hereinafter, Redeia) for the sole purpose set forth herein. It may not, under any circumstances, be construed as an offer to sell, exchange or acquire, nor as an invitation to make any kind of offer, and specifically, an offer to purchase securities issued by Redeia.

Its content is merely informative and provisional, and the statements contained therein reflect the intentions, expectations and forecasts of Redeia or its management. This content has not necessarily been verified with independent third parties and is, in any case, subject to negotiation, changes and modifications.

In this regard, neither Redeia nor any of its directors, officers, employees, consultants or advisors of Redeia or of companies belonging to Redeia (all of which are collectively referred to as "the Representatives") shall be responsible for the accuracy, certainty, completeness and/or currency of the information or statements contained in this document, and in no event shall any express or implied representation or warranty of any kind whatsoever be made by Redeia or the Representatives. Furthermore, neither Redeia nor any of the Representatives shall be liable in any manner whatsoever (including negligence) for any loss or damage that may arise from the use of this document or any information contained herein.

Furthermore, Redeia assumes no obligation to publish any modifications or revisions to the information, data or statements contained in this document in the event of changes in strategy or intentions, or unforeseen events or developments that may affect them.

This statement must be taken into account by all those persons or entities to whom this document is addressed, as well as by those who consider that they have to take decisions or issue or disseminate opinions regarding securities issued by Redeia and, especially, by the analysts who handle them, all without prejudice to the possibility of consulting the documentation and public information communicated or registered with the Spanish National Securities Market Commission, which consultation is recommended by Redeia.

In addition to financial information prepared in accordance with IFRS, this presentation includes certain Alternative Performance Measures ("ARMs"), as defined in the Guidelines on Alternative Performance Measures published by the *European Securities and Markets Authority* on 5 October 2015 (ESMA/2015/1415en).

These MARs are used to contribute to a better understanding of Redeia's financial performance but should be considered as additional information only and are not a substitute for financial information prepared in accordance with IFRS. In addition, the manner in which Redeia defines and calculates these MARs may differ from that of other entities using similar measures and therefore may not be comparable with each other. For further information on these issues, including their definition or the reconciliation between the corresponding management indicators and the consolidated financial information prepared in accordance with IFRS, see the information included in this presentation and the information available on the corporate website (<https://www.redeia.com/es/accionistas-e-inversores/informacion-financiera/medidas-alternativas-rendimiento>).